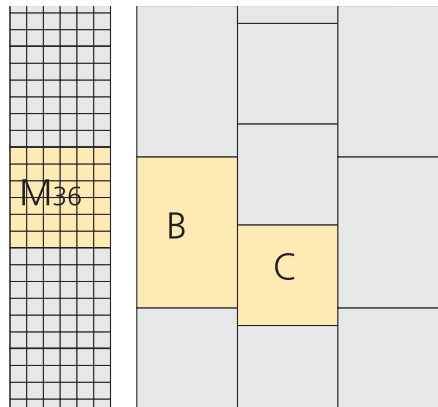
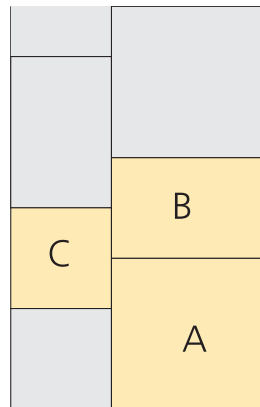


DUNE



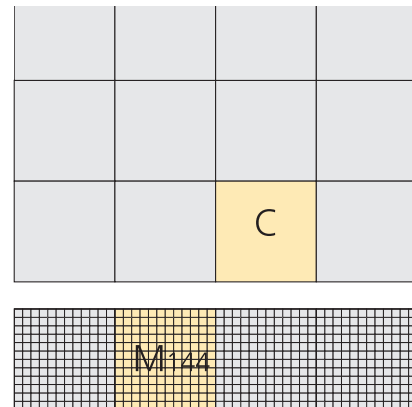
B - 33,3x50 - 67%
C - 33,3x33,3 - 33%
M36 - Mosaico 36 - 33,3x 33,3 - 3pz/ml

RUST



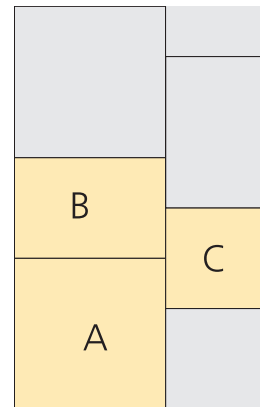
A - 50x50 - 48%
B - 33,3x50 - 31%
C - 33,3x33,3 - 21%

ASH



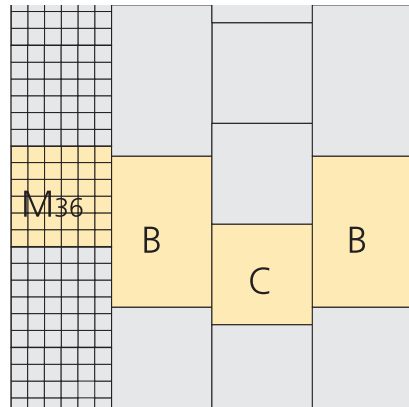
C - 33,3x33,3 - 100%
M144 - Mosaico 144 - 33,3x33,3 - 100%

GOTHIC OLIVE



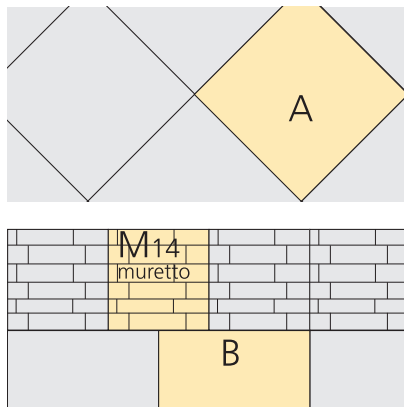
A - 50x50 - 48%
B - 33,3x50 - 31%
C - 33,3x33,3 - 21%

DESERT MIST



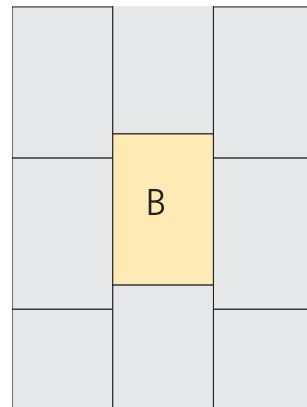
B - 33,3x50 - 57%
C - 33,3x33,3 - 19%
M36 - Mosaico 36 - 33,3x33,3 - 24%

EARTH



A - 50x50 - 100%
B - 33,3x50 - 2pz/ml
M14 - Mosaico 14 muretto - 33,3x33,3 - 3pz/ml

LUNAR ROCK



B - 33,3x50 - 100%